
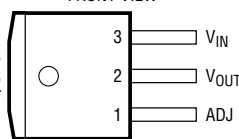
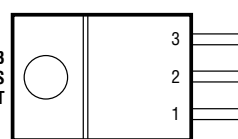
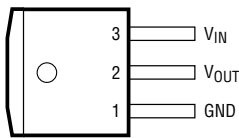
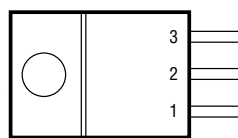


May 1998

The TAB label for the **LT[®]1584/LT1585/LT1587** packages was omitted on the data sheet. To avoid customer confusion they have been added below in **bold**. For complete specifications, typical performance curves and applications information, please see the **LT1584/LT1585/LT1587** data sheet.

 , LTC and LT are registered trademarks of Linear Technology Corporation.

PACKAGE/ORDER INFORMATION

<p>FRONT VIEW</p>  <p>M PACKAGE 3-LEAD PLASTIC DD PAK $\theta_{JA} = 30^{\circ}\text{C/W}^*$</p>	<p>ORDER PART NUMBER</p> <p>LT1585CM LT1587CM</p>	<p>FRONT VIEW</p>  <p>T PACKAGE 3-LEAD PLASTIC TO-220 $\theta_{JA} = 50^{\circ}\text{C/W}$</p>	<p>ORDER PART NUMBER</p> <p>LT1584CT LT1585CT LT1587CT</p>
<p>FRONT VIEW</p>  <p>M PACKAGE 3-LEAD PLASTIC DD PAK $\theta_{JA} = 30^{\circ}\text{C/W}^*$</p>	<p>LT1585CM-3.3 LT1585CM-3.38 LT1585CM-3.45 LT1585CM-3.6 LT1587CM-3.3 LT1587CM-3.45 LT1587CM-3.6</p>	<p>FRONT VIEW</p>  <p>T PACKAGE 3-LEAD PLASTIC TO-220 $\theta_{JA} = 50^{\circ}\text{C/W}$</p>	<p>LT1584CT-3.3 LT1584CT-3.45 LT1585CT-3.3 LT1585CT-3.45 LT1587CT-3.3 LT1587CT-3.45 LT1584CT-3.38 LT1584CT-3.6 LT1585CT-3.38 LT1585CT-3.6 LT1587CT-3.6</p>

* With package soldered to 0.5 square inch copper area over backside ground plane or internal power plane. θ_{JA} can vary from 20°C/W to $>40^{\circ}\text{C/W}$ with other mounting techniques.

Consult factory for Industrial and Military grade parts.

For further information regarding this specification notice contact:

Linear Technology Corporation
 1630 McCarthy Blvd.
 Milpitas, California 95035-7417
 Attn: Product Marketing Manager
 Phone: (408) 432-1900